




Mini Merkur™ ES

Air-Assisted and Airless Spray Packages




Ready-to-spray finishing package at an affordable price

- Quick flush system requires less than 1 MINUTE to flush
- Very low material volume required to fill the system
- 2 to 10 years of proven reliability on key system components
- Delivers a superior, consistent spray finish

PROVEN QUALITY. LEADING TECHNOLOGY.

Mini Merkur™ ES



1) Pump Mount

- Converts from stand mount to wall mount

2) G15/G40 Spray Gun

- Delivers superior spray performance
- Maximizes operator comfort with ergonomic design

3) Air Motor

- Provides consistent finishes with smooth, rapid changeover
- Minimizes air usage

4) Control Panel

- Easily set and monitor air controls
- Integrated carrying handle for easy transporting

5) Pump Lower

- Over 10 years of proven reliability
- Available in plated or stainless steel

6) Gun Hook

- Located on both sides of pump stand for flexibility

7) 1/8" Fluid Hose

- Reduces material and solvent usage
- Lightweight and flexible for operator convenience

8) Suction Hose

- Suction hose has a small diameter for reducing material usage

9) Suction Tube

- Place the pump over the paint container with the Small diameter Stainless Steel Suction Tube

10) Hopper

- Hopper contains 2 liter (0,5 gal) for small batch jobs

Ordering Information

| Part No. | Plated Steel | Stainless Steel | Wall Mount | Stand Mount | G15 Gun | G40 Gun | Silver Plus™ Gun | Suction Hose | Hopper (2 liter) |
|--|--------------|-----------------|------------|-------------|---------|---------|------------------|--------------|------------------|
| Mini Merkur ES 15:1 Air-Assisted Packages | | | | | | | | | |
| 24F150 | • | | • | | • | | | • | |
| 24F151 | • | | | • | • | | | • | |
| 24F158 | | • | • | | • | | | • | |
| 24F159 | | • | | • | • | | | • | |
| 24W281 | • | | | • | • | | | | • |
| 24W283 | | • | | • | • | | | | • |

*All Air-Assisted Packages include a 7.5 m (25 ft) fluid hose and air hose, suction hose and an AAF412 tip

| Part No. | Plated Steel | Stainless Steel | Wall Mount | Stand Mount | G15 Gun | G40 Gun | Silver Plus™ Gun | Suction Hose | Hopper (2 liter) |
|---|--------------|-----------------|------------|-------------|---------|---------|------------------|--------------|------------------|
| Mini Merkur ES 30:1 Air-Assisted Packages* | | | | | | | | | |
| 24F152 | | • | • | | | • | | | |
| 24F153 | | • | | • | | • | | | |
| 24F156 | • | | • | | | • | | | |
| 24F157 | • | | | • | | • | | | |
| 24W285 | • | | | • | | • | | | • |
| 24W287 | | • | | • | | • | | | • |

*All Air-Assisted Packages include a 7.5 m (25 ft) fluid hose and air hose, suction hose and an AAF412 tip

| Part No. | Plated Steel | Stainless Steel | Wall Mount | Stand Mount | G15 Gun | G40 Gun | Silver Plus™ Gun | Suction Hose | Hopper (2 liter) |
|---|--------------|-----------------|------------|-------------|---------|---------|------------------|--------------|------------------|
| Mini Merkur ES 30:1 Airless Packages** | | | | | | | | | |
| 24F154 | • | | • | | | | | • | |
| 24F155 | • | | | • | | | | • | |

**All Airless Packages include a 7.5 m (25 ft) fluid hose, suction hose and a 163515 tip

New Pump Technology at an Affordable Price

Kits and Accessories

Guns

| | |
|--------|-------------------------|
| 24C853 | G15 Air-Assisted Gun |
| 24C855 | G40 Air-Assisted Gun |
| 235460 | Silver Plus Airless Gun |

Hoses

| | |
|--------|---|
| 241811 | 7.5 m (25 ft) Air Hose |
| 24F165 | 7.5 m (25 ft) Fluid Hose with Plated Steel Fittings |
| 24F166 | 7.5 m (25 ft) Fluid Hose with SST Fittings |

Regulators

| | |
|--------|-----------------|
| 15T499 | Air Regulator |
| 108190 | Regulator Gauge |

Repair Kits

| | |
|--------|------------------------------|
| 24H006 | Plated Steel Pump Repair Kit |
| 24G705 | SST Pump Repair Kit |
| 24A537 | Air Valve Repair Kit |
| 24A535 | Air Valve Seal Kit |
| 24A351 | Air Valve Replacement Kit |
| 24A360 | Air Valve End Cap Kit |

Other Kits


| | |
|--------|--|
| 24F160 | Standard Push-on Strainer Kit |
| 24F161 | Airless to Air-Assisted Conversion Kit |
| 256426 | Screw-on Strainer Kit (for 24F149 5/8" Suction Hose Kit) |
| 24H665 | Alternate U-Cup Pump Packing Kit (UHMWPE) |

| | |
|--------|---|
| 224453 | 100 mesh Fluid Filter Kit (qty 5) for G15/G40 Gun |
| 238563 | 60 mesh Fluid Filter Kit (qty 3) for G15/G40 Gun |
| 241804 | Tip Filter Kit, Replacement Filter for Spray Tip Orifice Sizes 0.007 - 0.009 and 0.011 (qty 10) |
| 24F164 | Pump Mount Kit, Stand Mount |
| 17A493 | Hopper Kit |
| 17C166 | Hopper Bungee Cord kit |
| 17B208 | Hopper O-ring kit |

Accessories

| | |
|--------|--|
| 24F147 | Suction Tube for 3.8 l (1 gal) Pail, Stainless Steel |
| 24F148 | Standard Suction Hose, 19 l (5 gal), 10 mm (3/8") OD |
| 24F149 | Suction Hose, 19 l (5 gal), 16 mm (5/8") OD |
| 24F271 | Inline Fluid Filter, Stainless Steel (stand 60#) |
| 24F272 | Inline Fluid Filter, Plated Steel |
| 287032 | Replacement Filter, 60 mesh (qty 1) for 24F271 and 24F272 |
| 287033 | Replacement Filter, 100 mesh (qty 1) for 24F271 and 24F272 |
| 287034 | Replacement Filter, 60 mesh (qty 1) and 100 mesh (qty 1) for 24F271 and 24F272 |
| 193199 | Gauge Lens Covers |
| 24H005 | Hose Clips - Pack of 7 |
| 24F160 | Suction Strainer - Pack of 3 |
| 238049 | Throat Seal Liquid (TSL™), 118 ml (4 oz) |
| 206994 | Throat Seal Liquid (TSL), 236 ml (8 oz) |
| 17B207 | Hopper screens (pack of 5) |

* For more replacement parts and kits, see manual 3A0732H



Technical Specifications

Maximum fluid working pressure

| | |
|---|--|
| 15:1 pumps | 103 bar (10.3 MPa, 1500 psi) |
| 30:1 pumps | 207 bar (20.7 MPa, 3000 psi) |
| Maximum tip orifice size | 0.483 mm (0.019") |
| Fluid flow @ 240 cpm | 1.5 l/min (0.4 gpm) |
| Max cycle rate | 240 cpm |
| Volume per cycle | 6 cc (0.2 oz) |
| Maximum air inlet pressure | 7.0 bar (0.7 MPa, 100 psi) |
| Air consumption @ 7.0 bar (0.7 MPa, 100 psi) @ 90 cpm | |
| 15:1 | 113 l/min (4 scfm) |
| 30:1 | 198 l/min (7 scfm) |
| Package air inlet size | 3/8 npt(f) |
| Package fluid outlet size | 1/4 npsm(m) |
| Wetted parts | |
| Plated steel pumps | SST, CS, nickel plating, tungsten carbide, PTFE, acetal, leather, UHMWPE |
| Stainless steel pumps | SST, tungsten carbide, PTFE, acetal, leather, UHMWPE |
| Minimum compressor size | 1.5 HP |
| Instruction manual | 3A0732 |

Spray Tip Selection Chart

AAM Air-Assisted Spray Tip Selection Chart

Fine Finish Tips recommended for *high finish quality* applications at *low and medium pressures*.

Order desired tip (part no. AAMxxx) from matrix below. *xxx = 3 digit number below Maximum Pattern Width. (Example: AAM409)*

| Orifice Size mm (in) | Fluid Output, l/min (fl oz/min) | | Maximum Pattern Width at 300 mm (12 in) | | | | | | | |
|-------------------------|------------------------------------|-------------------------------------|---|-----------------|-----------------|------------------|-------------------|-------------------|-------------------|-------------------|
| | at 41 bar (4.1 MPa, 600 psi) | at 70 bar (7.0 MPa, 1000 psi) | 100 (2 to 4) | 150 (4 to 6) | 200 (6 to 8) | 250 (8 to 10) | 300 (10 to 12) | 350 (12 to 14) | 400 (14 to 16) | 450 (16 to 18) |
| 0.178 (0.007) | 0.1 (4.0) | 0.15 (5.2) | | 207 | 307 | | | | | |
| 0.229 (0.009) | 0.2 (7.0) | 0.27 (9.1) | 109 | 209 | 309 | 409 | 509 | | | |
| 0.279 (0.011) | 0.3 (10.0) | 0.4 (13.0) | 111 | 211 | 311 | 411 | 511 | 611 | | |
| 0.330 (0.013) | 0.4 (13.0) | 0.5 (16.9) | | 213 | 313 | 413 | 513 | 613 | 713 | |
| 0.381 (0.015) | 0.5 (17.0) | 0.7 (22.0) | | 215 | 315 | 415 | 515 | 615 | 715 | 815 |
| 0.432 (0.017) | 0.7 (22.0) | 0.85 (28.5) | | 217 | 317 | 417 | 517 | 617 | 717 | 817 |
| 0.483 (0.019) | 0.8 (28.0) | 1.09 (36.3) | | 219 | 319 | 419 | 519 | 619 | 719 | 819 |

AAF Air-Assisted Fine Finish Pre-Orifice Spray Tip Selection Chart

Fine Finish Tips recommended for *high finish quality* applications at *low and medium pressures*. AAF tips have a pre-orifice which assists in atomizing shear thinning materials, including waterbornes and lacquers.

Order desired tip (part no. AAFxxx) from matrix below.

| Orifice Size mm (in) | Fluid Output, l/min (fl oz/min) | | Maximum Pattern Width at 305 mm (12 in) | | | | | |
|-------------------------|------------------------------------|-------------------------------------|---|-----------------|------------------|-------------------|-------------------|-------------------|
| | at 41 bar (4.1 MPa, 600 psi) | at 70 bar (7.0 MPa, 1000 psi) | 150 (4 to 6) | 200 (6 to 8) | 250 (8 to 10) | 300 (10 to 12) | 350 (12 to 14) | 400 (14 to 16) |
| 0.228 (0.009) | 0.20 (7.0) | 0.25 (8.5) | 208 | 308 | 408 | | | |
| 0.279 (0.011) | 0.28 (9.5) | 0.37 (12.5) | 210 | 310 | 410 | 510 | 610 | 710 |
| 0.330 (0.013) | 0.35 (12.0) | 0.47 (16.0) | 212 | 312 | 412 | 512 | 612 | 712 |
| 0.381 (0.015) | 0.47 (16.0) | 0.62 (21.0) | | | 414 | 514 | 614 | 714 |
| 0.432 (0.017) | 0.59 (20.0) | 0.78 (26.5) | | | 416 | 516 | 616 | 716 |

163xxx Silver Fine Finish Spray Tip Selection Chart

Order desired tip (part no. 163xxx) from matrix below.

| Orifice Size mm (in) | Flow Rate l/min (gpm) | Fan Width mm (in) | | | | | | | | |
|-------------------------|--------------------------|-------------------|------------------|------------------|-------------------|--------------------|--------------------|--------------------|--------------------|--------------------|
| | | 2-4 (51-102) | 4-6 (102-152) | 6-8 (152-203) | 8-10 (203-254) | 10-12 (254-305) | 12-14 (305-356) | 14-16 (356-406) | 16-18 (406-457) | 18-20 (457-508) |
| 0.178 (0.007) | 0.20 (0.053) | 107 | 207 | 307 | 407 | | | | | |
| 0.228 (0.009) | 0.33 (0.087) | 109 | 209 | 309 | 409 | 509 | 609 | | | |
| 0.280 (0.011) | 0.49 (0.13) | 111 | 211 | 311 | 411 | 511 | 611 | 711 | | |
| 0.330 (0.013) | 0.69 (0.18) | 113 | 213 | 313 | 413 | 513 | 613 | 713 | 813 | |
| 0.381 (0.015) | 0.91 (0.24) | 115 | 215 | 315 | 415 | 515 | 615 | 715 | 815 | |
| 0.432 (0.017) | 1.17 (0.31) | 117 | 217 | 317 | 417 | 517 | 617 | 717 | 817 | 917 |
| 0.483 (0.019) | 1.47 (0.39) | 119 | 219 | 319 | 419 | 519 | 619 | 719 | 819 | 919 |

 = recommended tips

All written and visual data contained in this document are based on the latest product information available at the time of publication. Graco reserves the right to make changes at any time without notice.

Graco is certified ISO 9001.

GRACO BVBA Industrieterrein Oude Bunders • Slakweidestraat 31 • B-3630 Maasmechelen
Tel: +32 (89) 770 700 • Fax: +32 (89) 770 777 • E-mail: info@graco.be • http://www.graco.com

©2014 Graco BVBA 344878ENEU Rev.B 10/14 Printed in Europe.
All other brand names or marks are used for identification purposes and are trademarks of their respective owners.

